





Name: \_\_\_\_\_

Date: \_\_\_\_\_

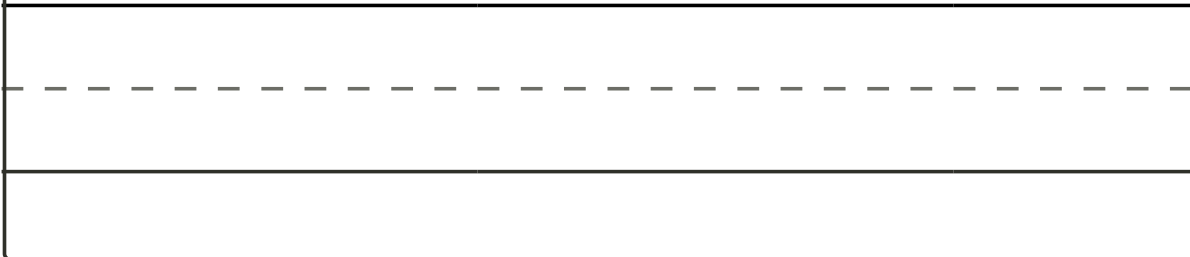

Teacher: \_\_\_\_\_

Class: \_\_\_\_\_

# All about the Letter A



Trace the Letter A







Name: \_\_\_\_\_

Date: \_\_\_\_\_

Teacher: \_\_\_\_\_

Class: \_\_\_\_\_

# All about the Letter B



Trace the Letter B

Tracing practice area with two rows of dashed letters 'Bb' on lined paper. The first row contains three pairs of 'Bb' and the second row contains three pairs of 'Bb'. Below these are two more rows of empty lined paper for independent practice.




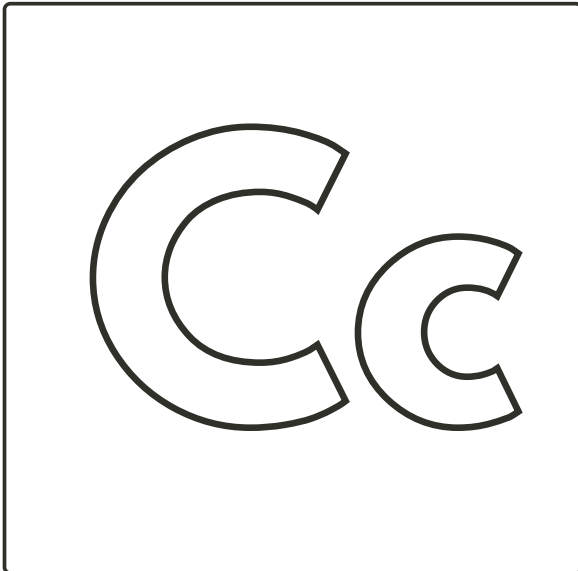
Name: \_\_\_\_\_

Date: \_\_\_\_\_

Teacher: \_\_\_\_\_

Class: \_\_\_\_\_

# All about the Letter C



Trace the Letter C

Tracing practice area with two rows of dashed uppercase 'C' and lowercase 'c' letters on a three-line grid. The first row contains three pairs of 'C' and 'c'. The second row contains three pairs of 'C' and 'c'. Below these are two empty rows of the same grid for independent practice.





Name: \_\_\_\_\_

Date: \_\_\_\_\_

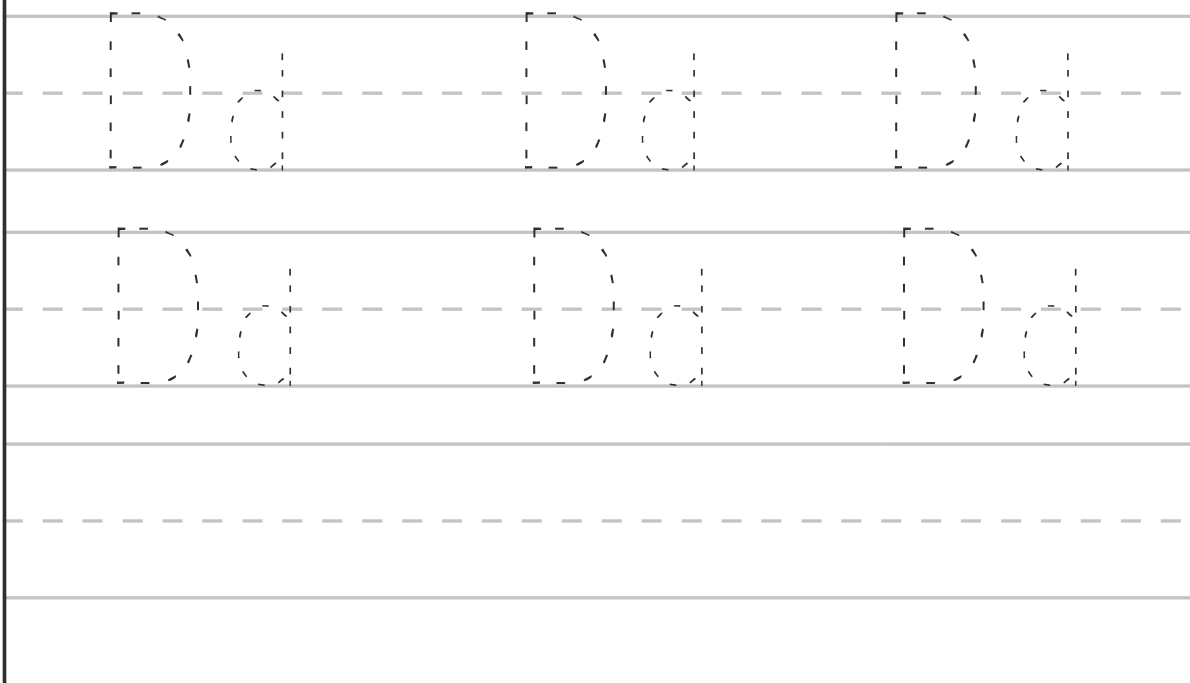
Teacher: \_\_\_\_\_

Class: \_\_\_\_\_

# All about the Letter D



Trace the Letter D







Name: \_\_\_\_\_

Date: \_\_\_\_\_

Teacher: \_\_\_\_\_

Class: \_\_\_\_\_

# All about the Letter E



Trace the Letter E

Tracing practice area with two rows of dashed uppercase 'E' and lowercase 'e' on lined paper, followed by blank lines for independent practice.



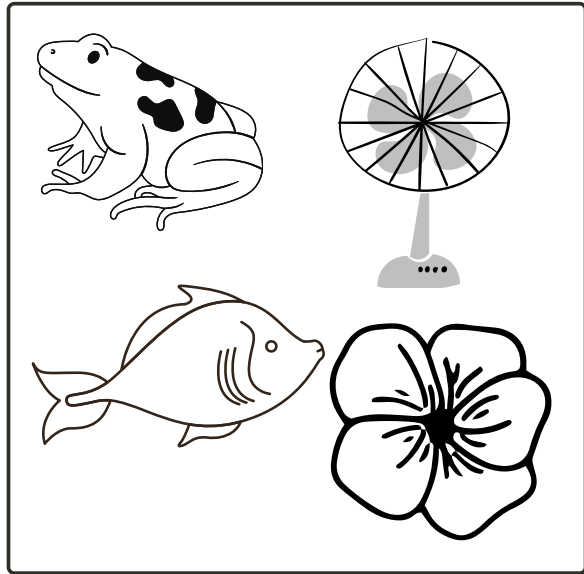

Name: \_\_\_\_\_

Date: \_\_\_\_\_

Teacher: \_\_\_\_\_

Class: \_\_\_\_\_

# All about the Letter F



Trace the Letter F






Name: \_\_\_\_\_

Date: \_\_\_\_\_

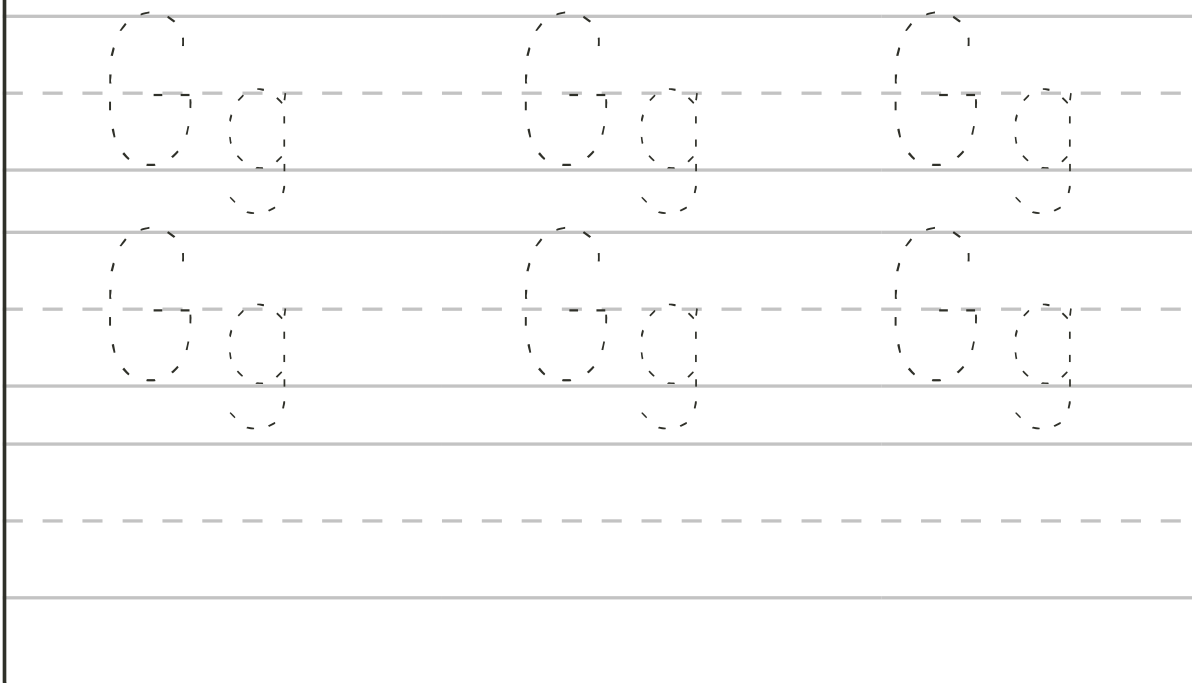
Teacher: \_\_\_\_\_

Class: \_\_\_\_\_

# All about the Letter G



Trace the Letter G







Name: \_\_\_\_\_

Date: \_\_\_\_\_

Teacher: \_\_\_\_\_

Class: \_\_\_\_\_

# All about the Letter H



Trace the Letter H

Tracing practice area with two rows of dashed letters H and h on lined paper, and two empty rows for independent practice.





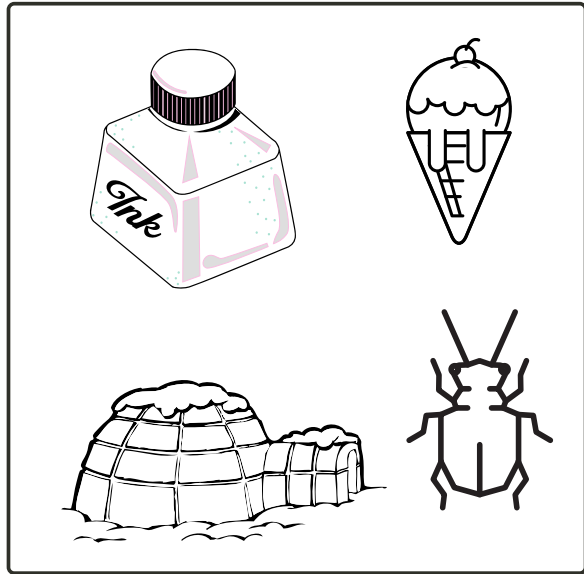
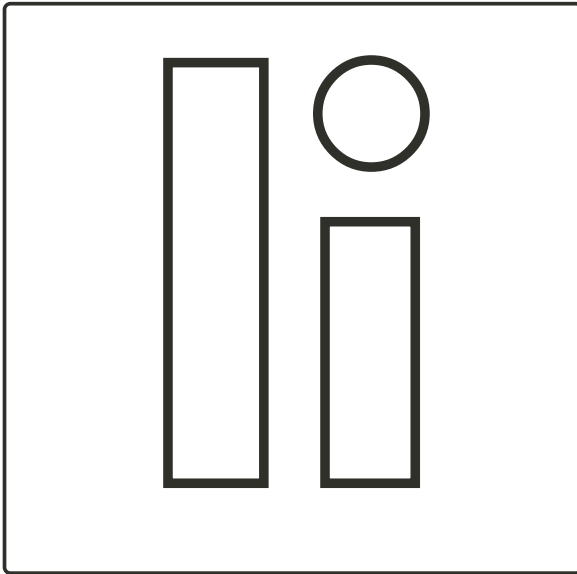
Name: \_\_\_\_\_

Date: \_\_\_\_\_

Teacher: \_\_\_\_\_

Class: \_\_\_\_\_

# All about the Letter I



Trace the Letter I

Tracing practice area with two rows of three dashed uppercase 'I' characters on lined paper, followed by two empty rows of lined paper for independent practice.




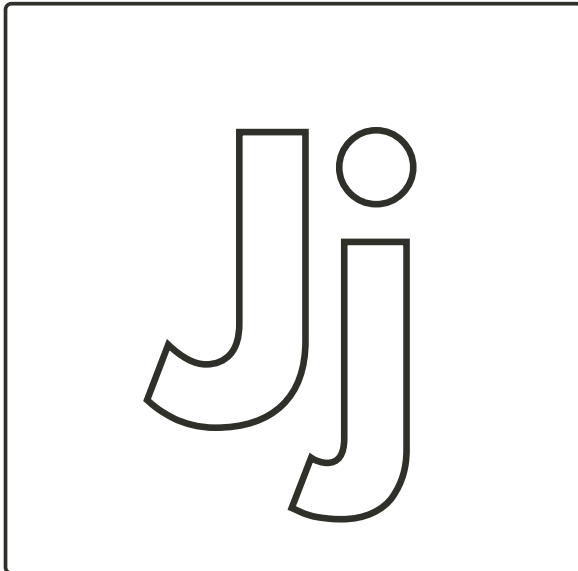
Name: \_\_\_\_\_

Date: \_\_\_\_\_

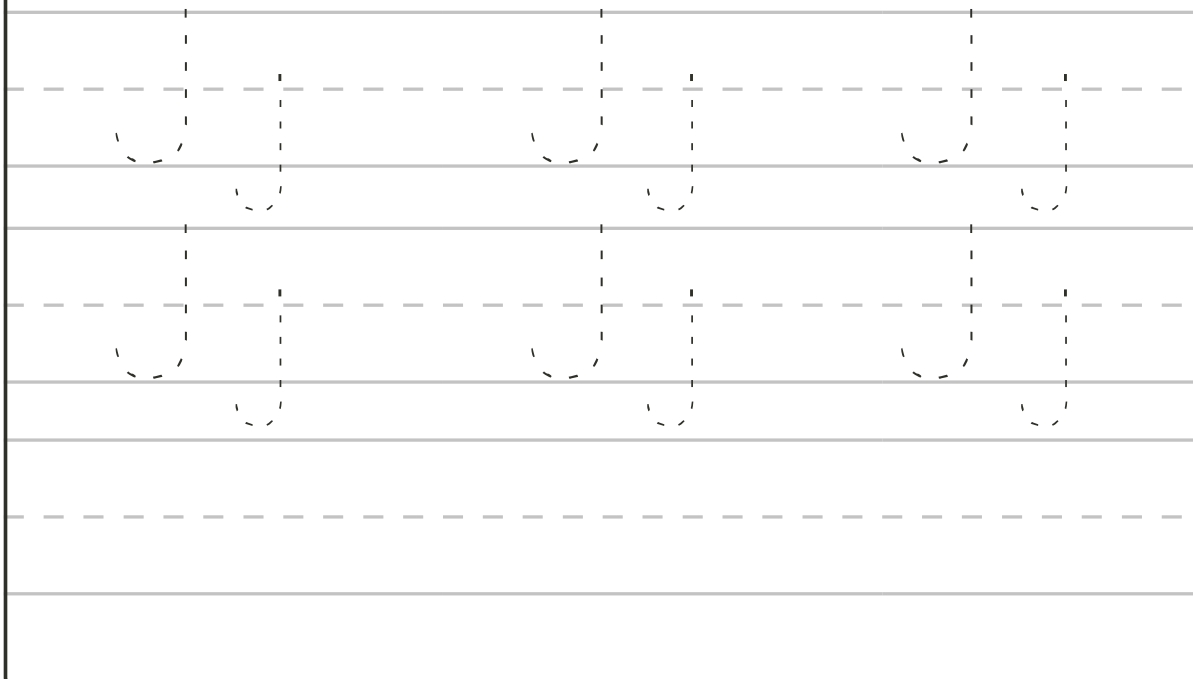
Teacher: \_\_\_\_\_

Class: \_\_\_\_\_

# All about the Letter J



Trace the Letter J







Name: \_\_\_\_\_

Date: \_\_\_\_\_

Teacher: \_\_\_\_\_

Class: \_\_\_\_\_

# All about the Letter K



Trace the Letter K

Tracing practice area with two rows of dashed uppercase 'K' and lowercase 'k' on lined paper, followed by blank lines for independent practice.




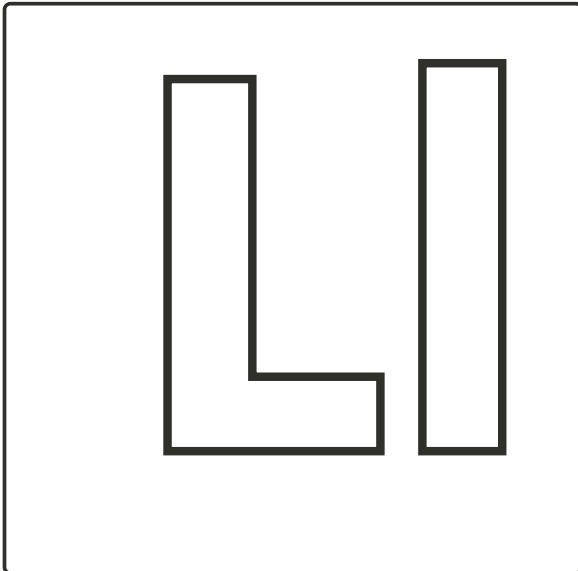
Name: \_\_\_\_\_

Date: \_\_\_\_\_

Teacher: \_\_\_\_\_

Class: \_\_\_\_\_

# All about the Letter L



Trace the Letter L

Tracing practice area with two rows of dashed uppercase 'L' and lowercase 'l' on lined paper, followed by two blank rows of lined paper for independent practice.




Name: \_\_\_\_\_

Date: \_\_\_\_\_

Teacher: \_\_\_\_\_

Class: \_\_\_\_\_

# All about the Letter M



Trace the Letter M

Tracing practice area with two rows of dashed uppercase 'M' and lowercase 'm' on a three-line grid. The first row contains three sets of 'Mm' and the second row contains three sets of 'Mm'. Below these are two empty rows of the same grid for independent practice.



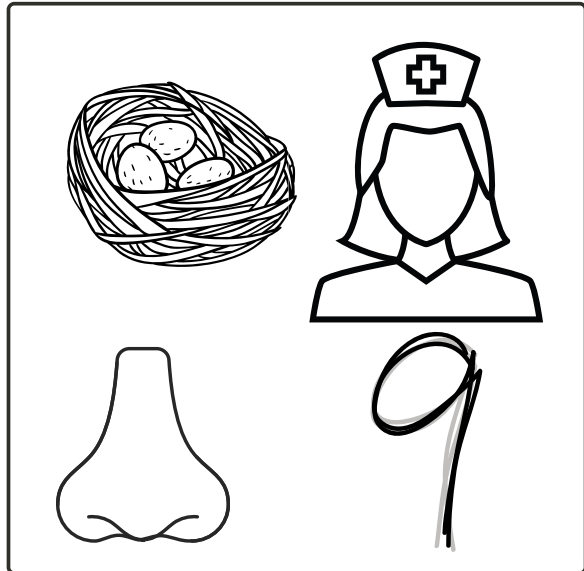

Name: \_\_\_\_\_

Date: \_\_\_\_\_

Teacher: \_\_\_\_\_

Class: \_\_\_\_\_

# All about the Letter N



Trace the Letter N

Tracing practice area with two rows of dashed letters N and n on lined paper, and a blank row for independent practice.




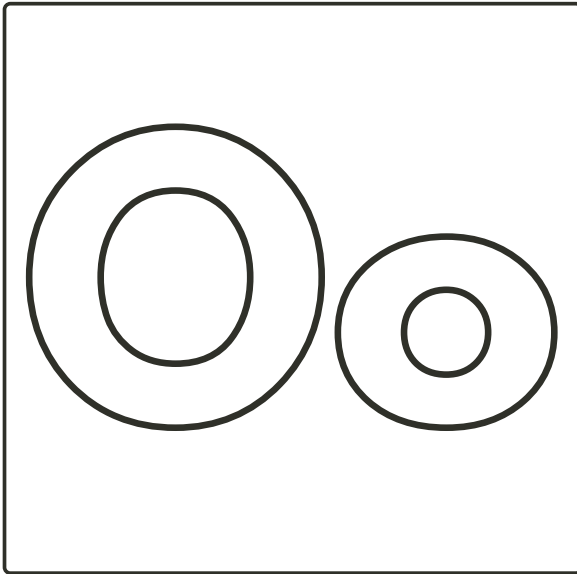
Name: \_\_\_\_\_

Date: \_\_\_\_\_


Teacher: \_\_\_\_\_

Class: \_\_\_\_\_

# All about the Letter O



Trace the Letter O







Name: \_\_\_\_\_

Date: \_\_\_\_\_

Teacher: \_\_\_\_\_

Class: \_\_\_\_\_

# All about the Letter P



Trace the Letter P

Tracing practice area with two rows of dashed uppercase 'P' and lowercase 'p' on lined paper. The first row contains three pairs of 'P' and 'p', and the second row contains three pairs of 'P' and 'p'. Below these are two empty rows of lined paper for independent practice.






Name: \_\_\_\_\_

Date: \_\_\_\_\_

Teacher: \_\_\_\_\_

Class: \_\_\_\_\_

# All about the Letter Q



Trace the Letter Q

Tracing practice area with two rows of dashed uppercase Q and lowercase q on lined paper. The first row contains three pairs of Q and q. The second row contains three pairs of Q and q. Below these are two empty rows of lined paper for independent practice.





Name: \_\_\_\_\_

Date: \_\_\_\_\_

Teacher: \_\_\_\_\_

Class: \_\_\_\_\_

# All about the Letter R



Trace the Letter R

Tracing practice area with two rows of dashed uppercase 'R' and lowercase 'r' on lined paper, followed by blank lines for independent practice.





Name: \_\_\_\_\_

Date: \_\_\_\_\_

Teacher: \_\_\_\_\_

Class: \_\_\_\_\_

# All about the Letter S



Trace the Letter S

Tracing practice area with two rows of dashed letters 'S' and 's' on lined paper. The first row contains three pairs of dashed 'S' and 's' letters. The second row contains three pairs of dashed 'S' and 's' letters. Below the second row are two empty sets of lined paper for independent practice.





Name: \_\_\_\_\_

Date: \_\_\_\_\_

Teacher: \_\_\_\_\_

Class: \_\_\_\_\_

# All about the Letter T



Trace the Letter T






Name: \_\_\_\_\_

Date: \_\_\_\_\_

Teacher: \_\_\_\_\_

Class: \_\_\_\_\_

# All about the Letter U



Trace the Letter U

Tracing practice area with two rows of dashed uppercase U and lowercase u on lined paper, followed by blank lines for independent practice.





Name: \_\_\_\_\_

Date: \_\_\_\_\_

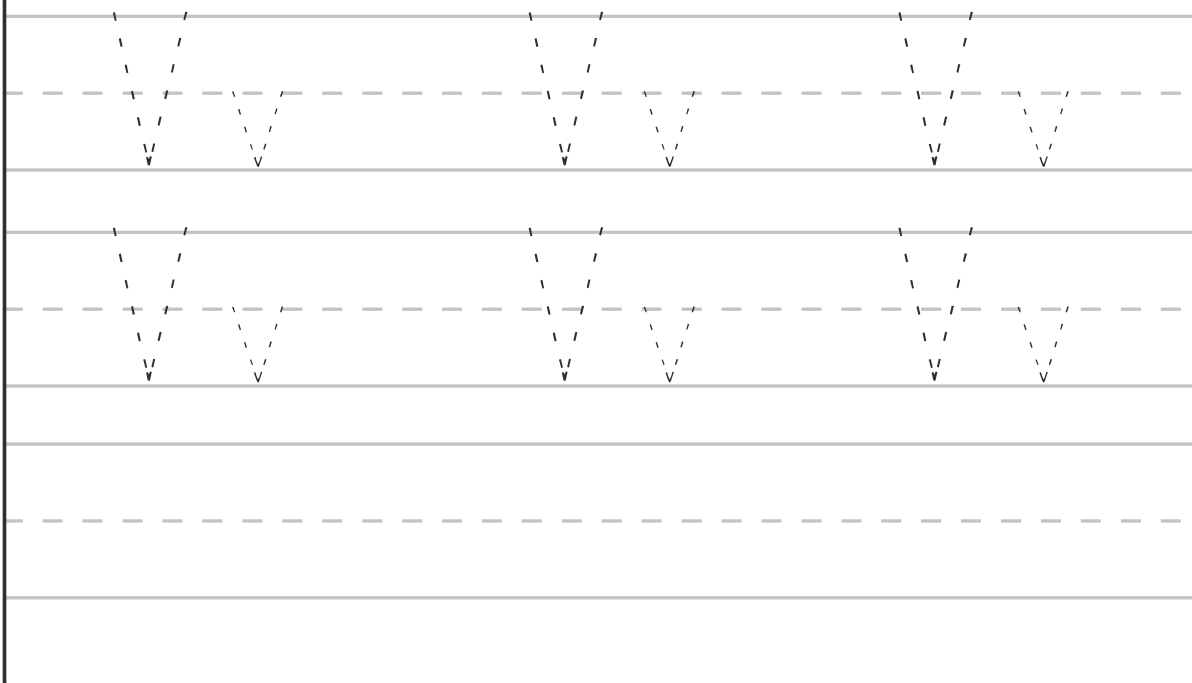
Teacher: \_\_\_\_\_

Class: \_\_\_\_\_

# All about the Letter V



Trace the Letter V







Name: \_\_\_\_\_

Date: \_\_\_\_\_

Teacher: \_\_\_\_\_

Class: \_\_\_\_\_

# All about the Letter W



Trace the Letter W

Tracing practice area with two rows of dotted letters 'W' and 'w' on a three-line grid. The first row contains three pairs of uppercase 'W' and lowercase 'w'. The second row contains three pairs of uppercase 'W' and lowercase 'w'. Below the second row are two empty three-line grids for independent practice.



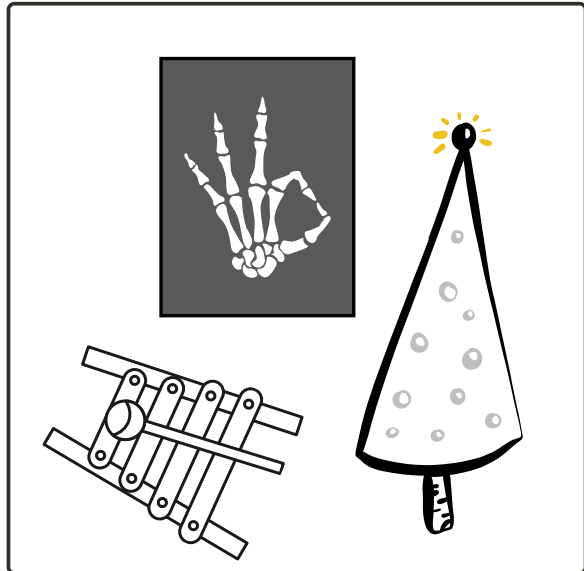

Name: \_\_\_\_\_

Date: \_\_\_\_\_

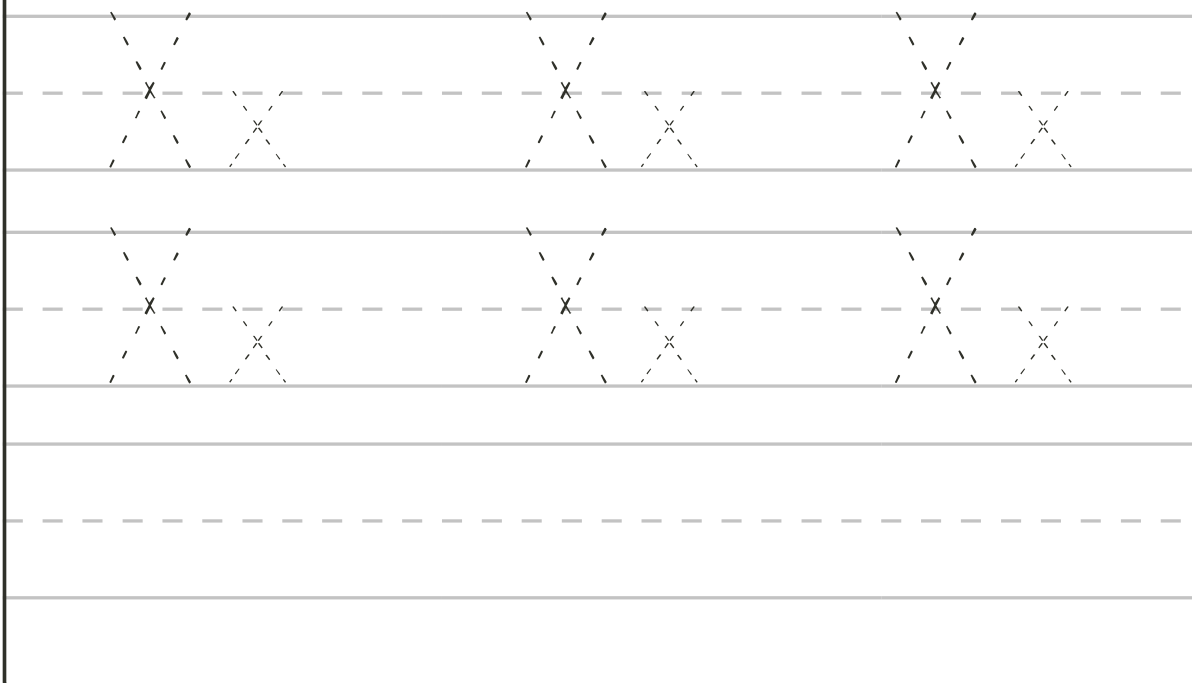
Teacher: \_\_\_\_\_

Class: \_\_\_\_\_

# All about the Letter X



Trace the Letter X









Name: \_\_\_\_\_

Date: \_\_\_\_\_

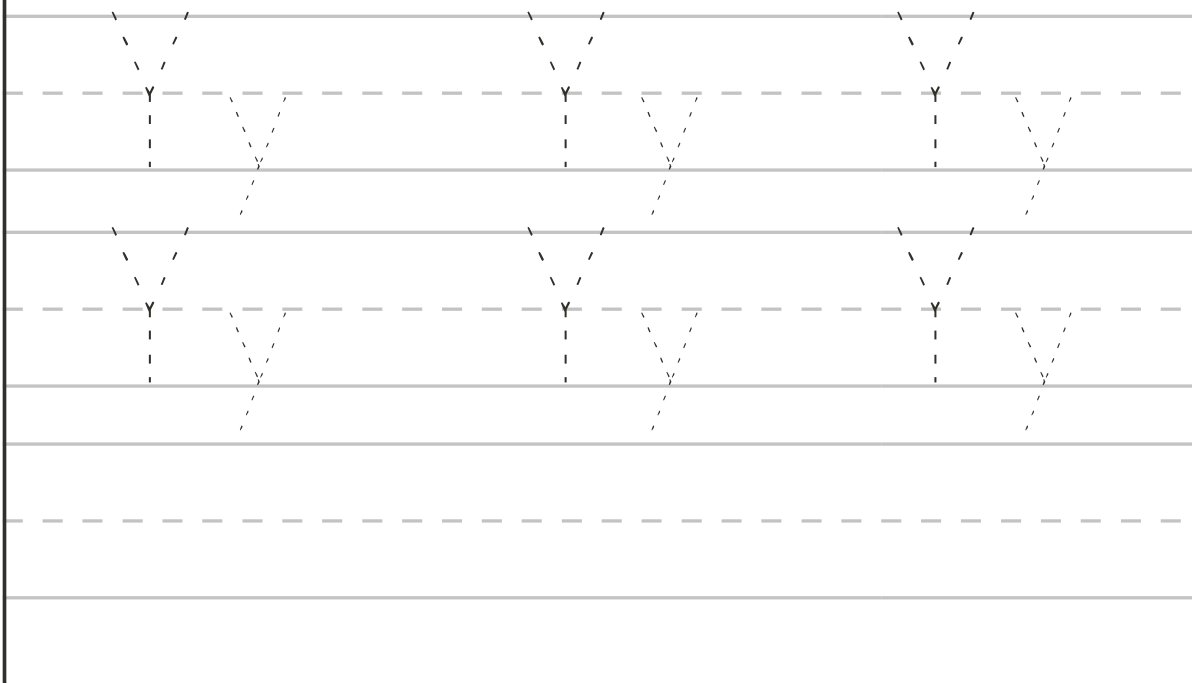
Teacher: \_\_\_\_\_

Class: \_\_\_\_\_

# All about the Letter Y



Trace the Letter Y







Name: \_\_\_\_\_

Date: \_\_\_\_\_

Teacher: \_\_\_\_\_

Class: \_\_\_\_\_

# All about the Letter Z



Trace the Letter Z

Tracing practice area with two rows of dashed uppercase Z and lowercase z on lined paper. The first row contains three uppercase Zs and three lowercase zs. The second row contains three uppercase Zs and three lowercase zs. Below these are two more rows of empty lined paper for independent practice.