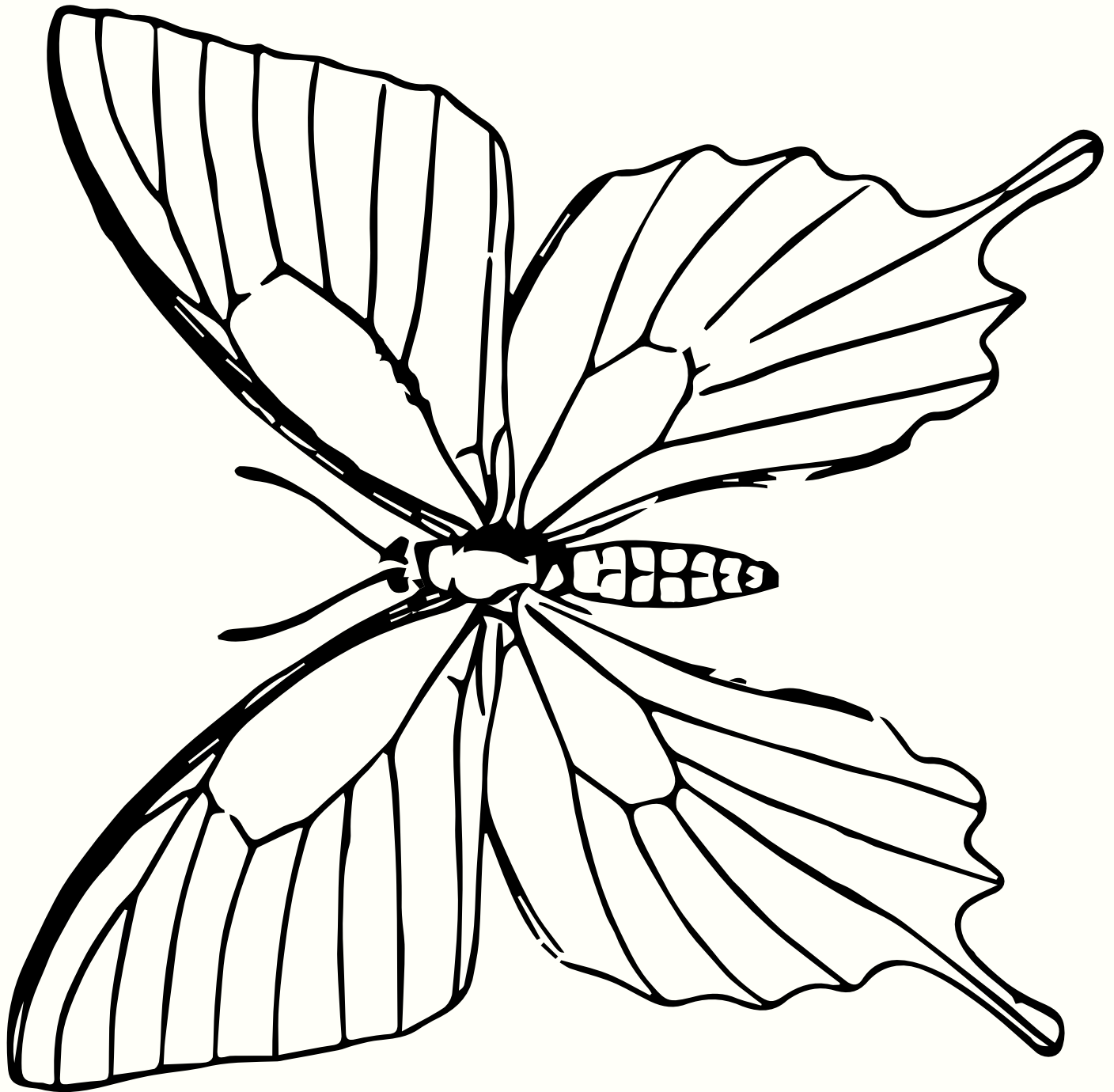




Coloring Activity


A BEAUTIFUL BUTTERFLY





Coloring Activity

CATERPILLAR







Name _____

Date _____

Year _____

Teacher _____

CUT OUT THE PICTURES (BLACK & WHITE)





Name _____

Date _____





Year _____

Teacher _____

CUT OUT THE PICTURES



ARRANGE IN ORDER OF LIFECYCLE















NAME: _____

DATE: _____

NUMBER PRACTICE

Trace the number of items



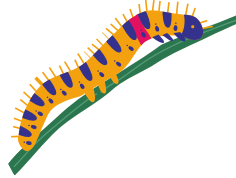
NAME: _____

DATE: _____


Identifying Objects

Read the sentences and circle the correct object.


I see a hungry caterpillar



I see an apple




I see an orange



I see a green leaf



I see cheese






Name: _____


Date: _____

Writing Practice

Trace the words then write them in the space next to it.



apple



plum




cheese



sun



leaf



orange




Name: _____

Date: _____

LET'S COUNT

How many objects do you see?




caterpillars

leaves

butterflies

apples







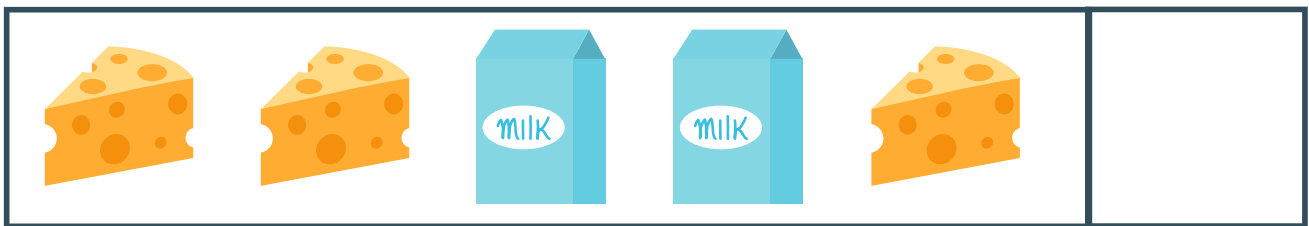




Name: _____

Date: _____

PATTERN

Study the pattern and guess the next shape.
Please get your scissors and glue.





Name: _____

Date: _____

Sight Words Practice

READ

the

READ

very

READ

one

TRACE

the

TRACE

very

TRACE

one

USE IN SENTENCE

Blank handwriting lines for practicing sentence construction.



Name: _____

Date: _____

Days of the week

Trace the letters to spell out the days.

Sunday

Monday

Tuesday

Wednesday

Thursday

Friday

Saturday

